

MS-CIT Client Guide

Double click on the '**MSCIT_Client**' icon, available on the desktop of the Client Computer.



First, **Splash Screen** will appear.



Splash Screen



This is the starting screen of the application.

System Pre-requisite

System Pre - requisite

1. The System Pre - requisite screen will appear after the splash screen.
2. when any of the system requirement is not met,  appears against that System Requirement point as shown in the Figure.
3. In order to continue conducting exam,  must disappear from the User Configuration area.
4. Click on **Exit** button to exit from the application.

System Pre-requisite

Operating System Required Microsoft Windows 10 Microsoft Windows 10 Pro.	Memory (RAM) Required 8 GB RAM 8GB RAM.	Hard Disk Space Required 4GB HDD C: Total Size : 244GB Space Available : 198GB	
MS-Word Required MS-Word 2013 MS-Word 2013 is installed.	MS-Excel Required MS-Excel 2013 MS-Excel 2013 is installed.	MS-Power Point Required MS-Power Point 2013 MS-Power Point 2013 is installed.	MS-Outlook Required MS-Outlook 2013 MS-Outlook 2013 is installed.
Files Required Required Files Required Required files are present in your application.	Web Camera Required Any Web Camera Web Camera not available.	Microphone Required Microphone Audio device drive found.	LAN Required 100 / 1000 MBPS LAN is connected.



Denotes Pre-requisite does not match.


Note : To continue, you must comply with all the Pre-requisite.

Exit























Continue

System Pre-requisite

System Pre - requisite

1. When all the System requirements are met,  appears against all the points as shown in the Figure.
2. Click on **Continue** button to proceed further.

System Pre-requisite

Operating System  Required Microsoft Windows 10  Microsoft Windows 10 Pro.	Memory (RAM)  Required 8 GB RAM  8GB RAM.	Hard Disk Space  Required 4GB HDD  C: Total Size : 244GB Space Available : 199GB	
MS-Word  Required MS-Word 2013  MS-Word 2013 is installed.	MS-Excel  Required MS-Excel 2013  MS-Excel 2013 is installed.	MS-Power Point  Required MS-Power Point 2013  MS-Power Point 2013 is installed.	MS-Outlook  Required MS-Outlook 2013  MS-Outlook 2013 is installed.
Files Required  Required Files Required  Required files are present in your application.	Web Camera  Required Any Web Camera  USB Camera.	Microphone  Required Microphone  Audio device drive found.	LAN  Required 100 / 1000 MBPS  LAN is connected.
Exit		Continue	

Configure Server


MS-CIT
Online Examination



Candidate Registration | Language Selection | Candidate Details | Select Topic | Exam Details | Candidate Instructions | Start Exam | Feedback Form | Exam Result

Server Configuration

Following machines are found on LAN. Please select appropriate MS-CIT Server.



MS-CIT Exam Server Name : DEV074

Example: Server02/Server IP(192.168.1.58)

Point to Note :

- 1) Check Server System Name / IP is Correct.
- 2) Disable Firewall on both Client and Server Systems.
- 3) Check Your Antivirus (if possible Disable).
- 4) Check UAC (User Access Control) is set to Never.
- 5) Give Client System Admin Rights and then check.

NOTE : Please ensure that MS-CIT Exam Server is already Installed and Activated.

Cancel

Confirm



Empowered by
Maharashtra State Board of Technical Education

MSBTE ©2022

Developed by
PC Technowledge Center Pvt.Ltd.

Configure Server

1. In order to connect Client Computers to the server, Exam Center requires to Configure Exam Server name in all the client computers.
2. Select the appropriate **MS-CIT Exam Server Computer Name** from the machines which are found on LAN.
3. After selecting MS-CIT Server, its name will appear in the **MS-CIT Exam Server Name** textbox.
4. Click on **Confirm** button to confirm the sever configuration & proceed further.

Configure Server

Server Configuration

Following machines are found on LAN. Please select appropriate MS-CIT Server.



MS-CIT Exam Server Name :

Example: Server02/Server IP(192.168.1.58)

Point to Note :

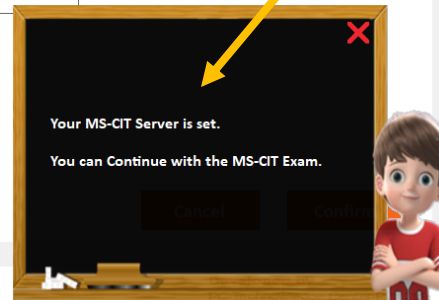
- 1) Check Server System Name / IP is Correct.
- 2) Disable Firewall on both Client and Server Systems.
- 3) Check Your Antivirus (if possible Disable).
- 4) Check UAC (User Access Control) is set to Never.
- 5) Give Client System Admin Rights and then check.

NOTE : Please ensure that MS-CIT Exam Server is already Installed and Activated.



Empowered by
Maharashtra State Board of Technical Education

MSBTE ©2022



Configure Server

1. After clicking on **Confirm** button, application will display a message (**Your MS_CIT Server is set. You can Continue with the MS_CIT Exam**) as shown in the Figure.
2. When user close this message, application will close. Now, user needs to restart the MS-CIT Client application to proceed further.
3. Server Configuration screen will appear only once when user first time opens the MS-CIT Client application.
4. Once the server is configured, next time when user opens the application, Candidate registration screen will be appeared on the screen.

Candidate Registration

MS-CIT
Online Examination

MAR.
2 0 2 2



Candidate Registration Language Selection Candidate Details Select Topic Exam Details Candidate Instructions Start Exam Feedback Form Exam Result



Please Wait, Registration Process is not started...

Close



Empowered by
Maharashtra State Board of Technical Education

MSBTE ©2022

Developed by
PC Technowledge Center Pvt. Ltd.

Candidate Registration

1. If user starts Client PC without starting Exam Registration from MS-CIT Exam Server PC, application will display the message on the Client PC as shown in the Figure.
2. This is asking user to wait till the Registration Process is started.
3. User can click on **Close** button to close this window or wait till the Registration Process is started from the Server PC.

Candidate Registration

MS-CIT
Online Examination

MAR.
2 0 2 2



Mock Exam

Candidate Registration

Language Selection

Candidate Details

Select Topic

Exam Details

Candidate Instructions

Start Exam

Feedback Form

Exam Result

Candidate Registration

26 05 2022 09:30 AM 10:30 AM

Enter Your MKCL Learner ID

12345671

Note : Please enter MKCL Learner ID between 12345671 to 123456730

Cancel

Next



Empowered by
Maharashtra State Board of Technical Education

MSBTE ©2022

Developed by
PC Technowledge Center Pvt. Ltd.

Candidate Registration

1. Once the registration process is started from Server PC, Candidate Registration window will appear.
2. Candidate should enter **MKCL Learner ID** in the **Enter Your MKCL Learner ID** textbox to continue.
3. Click on **Next** button to continue.
4. Click on **Cancel** button to cancel the process.

Please check Current Running Slot details (9.30 AM to 10.30 AM – it is appearing on the top right of the screen) and confirm whether candidate belongs to the same slot.

Candidate Registration

Candidate Registration

1. If the candidate is not from the Current Running Slot, application will display a message as shown in the Figure.

The screenshot shows the 'Candidate Registration' page for a 'Mock Exam'. The top navigation bar includes 'Candidate Registration', 'Language Selection', 'Candidate Details', 'Exam Topic', 'Exam Details', 'Candidate Instructions', 'Start Exam', 'Feedback Form', and 'Exam Result'. The 'Candidate Registration' tab is active. Below the navigation bar, there is a date and time slot: '31 05 2022' and '09:30 AM - 10:30 AM'. The main content area has a heading 'Enter Your MKCL Learner ID' and a text input field containing '1234565466655433'. A note at the bottom left states: 'Note : Please enter MKCL Learner ID between 12345671 to 123456730'. On the right, a blackboard graphic displays an error message: ''1234565466655433' is not a valid MKCL Learner ID. Please Check your Hall Ticket issued by MSBTE.' A yellow arrow points from the error message to the input field. The footer includes the MSBTE logo and 'MSBTE ©2022'.

2. If the candidate enter wrong MKCL Learner ID, then application will display message (Is Not a valid MKCL Learner ID) as shown in the Figure.

The screenshot shows the 'Candidate Registration' page for a 'Regular Exam'. The top navigation bar is similar to the Mock Exam page. The 'Candidate Registration' tab is active. Below the navigation bar, there is a date and time slot: '31 05 2022' and '09:30 AM - 10:30 AM'. The main content area has a heading 'Enter Your MKCL Learner ID' and a text input field containing '242342342423423'. A note at the bottom left states: 'Note : Please enter MKCL Learner ID (e.g. 123456719252456)'. On the right, a blackboard graphic displays an error message: ''242342342423423' is not a valid MKCL Learner ID'. A yellow arrow points from the error message to the input field. The footer includes the MSBTE logo and 'MSBTE ©2022'.

Candidate Registration

The screenshot shows the MS-CIT Online Examination interface. At the top left, the logo 'MS-CIT' is displayed in orange, with 'Online Examination' below it. To the right, 'MAY. 2022' is shown in orange. A navigation bar contains links: 'Candidate Registration' (highlighted with an orange underline), 'Language Selection', 'Candidate Details', 'Exam Topic', 'Exam Details', 'Candidate Instructions', 'Start Exam', 'Feedback Form', and 'Exam Result'. On the far right, the text 'Regular Exam' is visible next to the Maharashtra State Board of Technical Education logo. Below the navigation bar, a left sidebar has a 'Candidate Registration' button. The main content area has a date and time display showing '31 05 2022' and '09:30 AM 10:30 AM'. The central instruction is 'Enter Your MKCL Learner ID', followed by a text input field containing '928514503190426'. A yellow note at the bottom left states: 'Note : Please enter MKCL Learner ID (e.g. 123456719252456)'. At the bottom right of the input area are 'Cancel' and 'Next' buttons. The footer contains three sections: 'Empowered by Maharashtra State Board of Technical Education' with its logo, 'MSBTE © 2022', and 'Developed by PC Technowledge Center Pvt. Ltd.' with its logo.

Candidate Registration

1. When candidate entered valid MKCL Learner ID application display this screen, then click on Next button to proceed further.

Language Section

The screenshot shows the 'Language Selection' step of the MS-CIT Online Examination System. The top navigation bar includes 'MS-CIT Online Examination', 'MAR. 2022', and a 'Mock Exam' button. A progress bar at the top indicates the current step. The main content area has a blue header 'Language Selection' and a date/time box showing '26/05/2022' and '09:30 AM - 10:30 AM'. Below this, a blue box contains the instruction 'Select the language in which you wish to give your Exam.' and three radio button options: 'En English' (selected), 'म मराठी', and 'ह हिंदी'. A note under 'En English' states 'Questions and options will appear in English'. At the bottom right, there are 'Back' and 'Next' buttons, with the 'Next' button highlighted by a yellow box. The footer contains logos for 'Empowered by Maharashtra State Board of Technical Education', 'MSBTE ©2022', and 'Developed by PC Technowledge Center Pvt. Ltd.'.

Select Language

1. Candidate should Select the Language in which candidate wants to give the Exam.
2. Click on **Next** button to proceed further.
3. Click on **Back** button to go to the previous step.

Candidate Details

MS-CIT | **MAR.**
Online Examination | 2 0 2 2

Mock Exam

Candidate Details

Candidate Details and Preview

MKCL Learner Code :
12345671

Enrollment No. :
12345671

Person With Disability :
No

Study Mode :
Regular

Gender :
N/A

Date of Birth :
01/01/1999

Exam Center :
6000 - Exam Center Six
Thousand

Candidate1

signature

मराठी
आपला चेहरा स्क्रीनवर पूर्णतः दिसवा /
Preview मध्ये निचे नसलेल्या स्थानावर
आपली छाया दिसवा.

Preview

English
Please adjust your sitting
position correctly so that
your face is clearly visible in
the preview window.

Select Web Camera
USB Camera

Back

Next

Coordinator Password : ***** ✓

Mock Password : mscit ✓

Empowered by
Maharashtra State Board of Technical Education

MSBTE © 2022

Developed by
PC Technowledge Centre Pvt. Ltd.

Candidate Details

1. When select Language, then Application will display Candidate Details on the screen along with Candidate's Photo and Signature.

Select Web Camera

1. Candidate should adjust the Camera in such a way that Candidate face clearly visible in preview window.
2. In case of multiple web cameras are detected, please select the one which is connected externally to PC USB drive.
3. After setting the Camera Preview correctly, Coordinator can enter password and continue the exam process.
4. Click on **Next** button to proceed further.
5. Click on **Back** button to go to the previous step.

Candidate Details

Candidate Details

1. If Coordinator password is found to be incorrect then application will display a message (**Invalid Coordinator Password**) as shown in the Figure.
2. Re-enter the password & Click on **Next** button to proceed further.
3. Click on **Back** button to go to the previous step.
4. When Candidate entered valid Coordinator Password, then Next button will be enabled.

MS-CIT Online Examination | **MAR. 2022**

Candidate Details and Preview

Mock Exam | 26/05/2022 | 09:30 AM to 10:30 AM

Candidate Details:

- MKCL Learner Code : 12345671
- Enrollment No. : 12345671
- Person With Disability : No
- Study Mode : Regular
- Gender : N/A
- Date of Birth : 01/01/1999
- Exam Center : 6000 - Exam Center Six Thousand

Preview:

मराठी: आपला चेहरा स्पष्टपणे पूर्णवलेकन / Preview विंडो मध्ये दृश्यमान आहे ह्याची खात्री करा.

हिंदी: सुनिश्चित करें कि आपका चेहरा पूर्णवलेकन / Preview विंडो में स्पष्ट रूप से दिखाई दे रहा है।

Invalid Coordinator Password.

Coordinator Password : ***** ✗

Mock Password : mscit

Empowered by Maharashtra State Board of Technical Education | MSBTE ©2022

MS-CIT Online Examination | **MAY. 2022**

Candidate Details and Preview

Regular Exam | 31/05/2022 | 09:30 AM to 10:30 AM

Candidate Details:

- MKCL Learner Code : 928514503190426
- Enrollment No. : A315554081
- Person With Disability : No
- Study Mode : Regular
- Gender : Male
- Date of Birth : 13/Mar/2003
- Exam Center : 6000 - Exam Center Six Thousand

Preview:

मराठी: आपला चेहरा स्पष्टपणे पूर्णवलेकन / Preview विंडो मध्ये दृश्यमान आहे ह्याची खात्री करा.

हिंदी: सुनिश्चित करें कि आपका चेहरा पूर्णवलेकन / Preview विंडो में स्पष्ट रूप से दिखाई दे रहा है।

English: Please adjust your sitting position correctly so that your face is clearly visible in the preview window.

Coordinator Password : ***** ✓

Back **Next**

Empowered by Maharashtra State Board of Technical Education | MSBTE ©2022 | Developed by PC Technowledge Center Pvt. Ltd.

Registration Confirmation

MS-CIT
Online Examination

MAR.
2 0 2 2

Mock Exam



Candidate Registration Language Selection Candidate Details Select Topic Exam Details Candidate Instructions Start Exam Feedback Form Exam Result

Candidate Details and Preview

26 05 2022 09:30 AM 10:30 AM

MKCL Learner Code :

Select Web Camera

Please check your MKCL Learner Code, Name, Photo and Signature before you go to next Step.
Click "OK" Button to Proceed Or "Cancel" Button to change details.

कृपया, पुढे जाण्या अगोदर, आपला MKCL Learner Code, Name, Photo आणि Signature तपासून घ्या.
पुढे जाण्या करिता "OK" बटन दाबा किंवा बदल करण्या करिता "Cancel" बटन दाबा.

कृपया, आगे बढने से पहले, अपना MKCL Learner Code, Name, Photo और Signature जाँच लें। आगे जाने के
लिये "OK" बटन दबाये या बदलाव करने के लिये "Cancel" बटन दबाये।

N/A

Cancel

Ok

Cand

01/01/1999

Exam Center :

6000 - Exam Center Six
Thousand

signature

Mock Password : mscit

Coordinator Password :



Please adjust your sitting
position correctly so that
your face is clearly visible in
the preview window.

Back

Next

Candidate Registration Confirmation

1. Application will display a confirmation message to check the Candidate Details then click on **Ok** button.
2. Click on **Next** button to proceed further.



Empowered by
Maharashtra State Board of Technical Education

MSBTE ©2022

Developed by
PC Technowledge Center Pvt. Ltd.

Select Topic

MS-CIT | **MAR.**
Online Examination | 2 0 2 2

Mock Exam

Candidate Registration | Language Selection | Candidate Details | **Select Topic** | Exam Details | Candidate Instructions | Start Exam | Feedback Form | Exam Result

Select Topics

26 05 2022 09:30 AM 10:30 AM

MS OFFICE	Word Processor	Spreadsheet	Presentation Graphics	Personal Information Manager	Internet
MS Windows	MS-Word 2013	MS-Excel 2013	MS-PowerPoint	MS-Outlook 2013	Internet Explorer

Back Next

Empowered by
Maharashtra State Board of Technical Education

MSBTE © 2022

Developed by
PC Technowledge Center Pvt. Ltd.

Practical Topics Selection

1. Application will display the Practical Exam Topics which are there for the Examination.
2. The topics (MS-Office 2013) shown in the screen are selected by default.
3. Click on **Next** button to proceed further.
4. Click on **Back** button to go to the previous step.

Important: MS Office 2013 must be installed on the Client PC.

Exam Details

MS-CIT
Online Examination

MAR.
2 0 2 2



Mock Exam

Candidate Registration Language Selection Candidate Details Select Topic **Exam Details** Candidate Instructions Start Exam Feedback Form Exam Result

Exam Paper Details

26 05 2022 09:30 AM 10:30 AM

Paper And Topic Details														
Level 1 (Low)		Level 2 (Medium)		Level 3 (High)		Total Questions			Marks per Question		Maximum Marks			
Obj.	Prac.	Obj.	Prac.	Obj.	Prac.	Obj.	Prac.	Total	Obj.	Prac.	Obj.	Prac.	Total	
6	14	6	14	3	7	15	35	50	1	1	15	35	50	
OBJECTIVE	System Software					MS-Windows 10								
	System Unit					ms-Word 2013								
	Input and Output					MS-Excel 2013								
	Secondary Storage					MS-PowerPoint 2013								
	Internet, Web and Electronic Commerce					MS-Outlook 2013								
						Internet Explorer								

Back

Next

Paper And Topic Details

1. This table displays **Distribution of Marks** for various Difficulty Levels.
2. **Objective Exam Topics** will be displayed on the left side of the screen.
3. Also, **Practical Exam Topics** will be displayed on the right side of the screen.
4. Click on **Next** button to proceed further.
5. Click on **Back** button to go to the previous step.



Empowered by
Maharashtra State Board of Technical Education

MSBTE ©2022

Developed by
PC Technowledge Center Pvt. Ltd.

Wait for Exam to Start

MS-CIT
Online Examination

MAR.
2 0 2 2



Mock Exam

Candidate Registration Language Selection Candidate Details Select Topic Exam Details Candidate Instructions Start Exam Feedback Form Exam Result



Registration process is completed. Please wait for the examination to Start....



Empowered by
Maharashtra State Board of Technical Education

MSBTE ©2022

Developed by
PC Technowledge Center Pvt. Ltd.

Waiting Screen

1. Once the candidate finishes the registration process then application will display the waiting screen as shown in the Figure.
2. This screen will automatically disappear once the Registration of all the candidates is over and Controller of the Examination starts the Examination from MS-CIT Server PC.

Candidate Instructions

MS-CIT

MAR.

Online Examination

2 0 2 2



Mock Exam

Candidate Registration Language Selection Candidate Details Select Topic Exam Details **Candidate Instructions** Start Exam Feedback Form Exam Result

Candidate Instructions

1. Duration of the examination is 60 minutes (1 Hour).
2. Total no. of questions is 50, with One mark each.
3. All the questions in the examination will be divided into 3 levels.
 - a. Level 1 = Low Difficulty
 - b. Level 2 = Medium Difficulty
 - c. Level 3 = High Difficulty
4. Each level consists of Objective and Practical questions.
5. Learner should click on "Objective" / "Practical" button of any level to solve the questions.
6. All the questions of a particular type in a particular level will be displayed in a vertically scrolled window.
7. Learner must Click the "Submit Answer" button displayed after every question, after selecting the option so as to submit the answer.
8. A question once submitted, shall be removed from the list and its number shall be disabled in the question display.
9. It is mandatory to pass in each section: Objective and Practical.
 - a. Minimum marks for passing in Practical = 14
 - b. Minimum marks for passing in Objective = 6
 - c. Total minimum marks for passing = 20
10. Examination can be terminated by clicking on "End Examination" button. It will be automatically terminated if the total time set to solve the exam is over.

26 05 2022 09:30 AM 10:30 AM

Start Examination



Empowered by
Maharashtra State Board of Technical Education

MSBTE ©2022

Developed by
PC Knowledge Center Pvt. Ltd.

Exam Instructions

1. Instructions to the candidates will be displayed when the examination is started from the server.
2. Click on **Start Examination** button to start the exam.

Paper Screen

1. Candidate Name, Seat No. & MKCL Learner ID will be displayed on top left corner of the screen.

2. Next to candidate details there is a Camera preview.

3. This table displays total no. of questions attempted & total no. of questions remaining for each level.

4. Total allotted exam time, remaining time (in circle) & the countdown timer will be displayed at top right corner of the screen.

Note: When exam is about to end (5 minutes before the exam ends), application will display an alert to the Candidate.

The Circle of remaining time will be started to blink in red color.

Candidate1
Seat No : 12345671
MKCL Learner ID : 12345671

Camera preview

Questions	OBJECTIVE QUESTIONS			PRACTICAL QUESTIONS		
	Total	Attempted	Remaining	Total	Attempted	Remaining
Level1	6	0	6	14	0	14
Level2	6	0	6	14	0	14
Level3	3	0	3	7	0	7
Total	15	0	15	35	0	35

Total Time : 60 Mins.
COUNT DOWN : 00:59:43

Total No. of Questions : 50
Total Marks : 50 (1 Mark per Question)
Minimum Marks for Passing in Practical : 14
Minimum Marks for Passing in Objective : 6

LEVEL 1: LOW DIFFICULTY
Objective Practical

LEVEL 2: MEDIUM DIFFICULTY
Objective Practical

LEVEL 3: HIGH DIFFICULTY
Objective Practical

LEVEL 1: OBJECTIVE QUESTIONS
Q1 Q2 Q3 Q4 Q5 Q6

Question 1: The — displays a list of commands that can be used to gain access to information, change hardware settings, find information stored in the Computer, get online help and shut down the computer

Options:
☐ Icon
☐ GUI
☒ Desktop
☐ Start Button

SUBMIT ANSWER

Question 2: Microprocessor is often called a Input Device.

Options:
☐ FALSE
☐ TRUE

INSTRUCTION: Please select the correct answer and click on the "SUBMIT ANSWER" button.

END EXAMINATION

Maharashtra State Board of Technical Education
MS-CIT Final Online Examination

Objective Paper

Candidate1
Seat No : 12345671
MKCL Learner ID : 12345671

Questions	OBJECTIVE QUESTIONS			PRACTICAL QUESTIONS		
	Total	Attempted	Remaining	Total	Attempted	Remaining
Level1	6	0	6	14	0	14
Level2	6	0	6	14	0	14
Level3	3	0	3	7	0	7
Total	15	0	15	35	0	35

Total Time : 60 Mins.
60 Mins. Remaining
COUNT DOWN ! 00:59:43

Total No. of Questions : 50 Total Marks : 50 (1 Mark per Question) Minimum Marks for Passing in Practical : 14 Minimum Marks for Passing in Objective : 6

LEVEL 1: LOW DIFFICULTY **LEVEL 2: MEDIUM DIFFICULTY** **LEVEL 3: HIGH DIFFICULTY**

Objective Practical Objective Practical Objective Practical

LEVEL 1: OBJECTIVE QUESTIONS

Q1 Q2 Q3 Q4 Q5 Q6

Question 1: The — displays a list of commands that can be used to gain access to information, change hardware settings, find information stored in the Computer, get online help and shut down the computer

Options:

☐ Icon

☐ GUI

☒ Desktop

☐ Start Button

SUBMIT ANSWER

Question 2: Microprocessor is often called a Input Device.

Options:

☐ FALSE

☐ TRUE

INSTRUCTION: Please select the correct answer and click on the "SUBMIT ANSWER" button.


END EXAMINATION

Maharashtra State Board of Technical Education **MS-CIT Final Online Examination**


Actual Paper Screen (Objective)

1. Click on either **Objective** button or **Practical** button of any level to solve the question.
2. Total no. of questions from selected level will be displayed below the Question Display area.
3. All the questions will be listed one below the other from the selected level.
4. To answer Objective question, candidate must select the option then click on **SUBMIT ANSWER** button.

Objective Paper (Contd.)



Candidate1
Seat No : 12345671
MKCL Learner ID : 12345671



Questions	OBJECTIVE QUESTIONS			PRACTICAL QUESTIONS		
	Total	Attempted	Remaining	Total	Attempted	Remaining
Level1	6	0	6	14	0	14
Level2	6	0	6	14	0	14
Level3	3	0	3	7	0	7
Total	15	0	15	35	0	35

Total Time : 60 Mins.
60 Mins. Remaining
COUNT DOWN ! 00:59:43

Total No. of Questions : 50 Total Marks : 50 (1 Mark per Question) Minimum Marks for Passing in Practical : 14 Minimum Marks for Passing in Objective : 6

LEVEL 1: LOW DIFFICULTY

Objective

Practical

LEVEL 2: MEDIUM DIFFICULTY

Objective

Practical

LEVEL 3: HIGH DIFFICULTY

Objective

Practical

LEVEL 1: OBJECTIVE QUESTIONS
Q1 Q2 Q3 Q4 Q5 Q6

Question 1: The — displays a list of commands that can be used to gain access to information, change hardware settings, find information stored in the Computer, get online help and shut down the computer

Options:

☐ Icon

☐ GUI

☒ Desktop

☐ Start Button

SUBMIT ANSWER

Question 2: Microprocessor is often called a Input Device.


Options:

☐ FALSE

☐ TRUE

INSTRUCTION: Please select the correct answer and click on the "SUBMIT ANSWER" button.

END EXAMINATION


 Maharashtra State Board of Technical Education

MS-CIT Final Online Examination

Actual Paper Screen (Objective)

1. Once the Question either **Objective** or **Practical** is submitted then that question will be removed from the list and only unsolved questions will remain in the list.
2. The number of questions which are solved will be displayed in the upper panel of the screen.

Objective Paper (Contd.)



Candidate1

Seat No : 12345671

MKCL Learner ID : 12345671

Questions	OBJECTIVE QUESTIONS			PRACTICAL QUESTIONS		
	Total	Attempted	Remaining	Total	Attempted	Remaining
Level1	6	0	6	14	0	14
Level2	6	0	6	14	0	14
Level3	3	0	3	7	0	7
Total	15	0	15	35	0	35

Total Time : 60 Mins.

60 Mins. Remaining

COUNT DOWN ! 00:59:50

Total No. of Questions : 50

Total Marks : 50 (1 Mark per Question)

Minimum Marks for Passing in Practical : 14

Minimum Marks for Passing in Objective : 6

LEVEL 1: LOW DIFFICULTY

Objective Practical

LEVEL 2: MEDIUM DIFFICULTY

Objective Practical

LEVEL 3: HIGH DIFFICULTY

Objective Practical

LEVEL 1: OBJECTIVE QUESTIONS

Q1 Q2 Q3 Q4 Q5 Q6

Question 1: The — displays a list of commands that can be used to gain access to information, change hardware settings, find information stored in the Computer, get online help and shut down the computer

Options:

☐ Icon

☐ GUI

☐ Desktop

☐ Start Button

SUBMIT ANSWER

Question 2: Microprocessor is often called a Input Device.

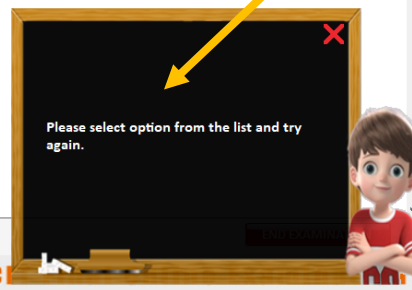
Options:

☐ FALSE

☐ TRUE

INSTRUCTION: Please select the correct answer and click on the "SUBMIT ANSWER" button.

Maharashtra State Board of Technical Education




Actual Paper Screen (Objective)

- When Candidate clicks on **SUBMIT ANSWER** without selecting any option from the list then application will display a message (**Please select option from the list and try again**) as shown in the Figure.

Objective Paper (Contd.)

Actual Paper Screen (Objective)


1. When Candidate completes questions of certain level, application will display a message as shown in the Figure.
2. Select a different type or level by clicking on the **Objective** or **Practical** buttons to continue the Examination.



Candidate1

Seat No : 12345671

MKCL Learner ID : 12345671



	OBJECTIVE QUESTIONS			PRACTICAL QUESTIONS		
Questions	Total	Attempted	Remaining	Total	Attempted	Remaining
Level1	6	6	0	14	14	0
Level2	6	0	6	14	14	0
Level3	3	3	0	7	7	0
Total	15	9	6	35	35	0

Total Time : 60 Mins.

54 Mins. Remaining

COUNT DOWN ! 00:53:30

Total No. of Questions : 50

Total Marks : 50 (1 Mark per Question)

Minimum Marks for Passing in Practical : 14

Minimum Marks for Passing in Objective : 6

LEVEL 1: LOW DIFFICULTY

Objective Practical

LEVEL 2: MEDIUM DIFFICULTY

Objective Practical

LEVEL 3: HIGH DIFFICULTY

Objective Practical

LEVEL 1: OBJECTIVE QUESTIONS


Q1 Q2 Q3 Q4 Q5 Q6

You have attempted all questions of Level1 - Objective

Please select a different Type or Level by clicking on the buttons given above to continue.

INSTRUCTION: Please select the correct answer and click on the "SUBMIT ANSWER" button.

END EXAMINATION




Maharashtra State Board of Technical Education

MS-CIT Final Online Examination


Objective Paper (Marathi)

Objective (Marathi)

1. When Exam Language is selected as **Marathi** or **Hindi**, Question and Answer will be displayed in the language selected along with English.



Candidate1
Seat No : 12345671
MKCL Learner ID : 12345671



प्रश्न	वैकल्पिक प्रश्न			प्रात्यक्षिक प्रश्न		
	एकूण	सोडविलेले	राहिलेले	एकूण	सोडविलेले	राहिलेले
स्तर १	6	0	6	14	0	14
स्तर २	6	0	6	14	0	14
स्तर ३	3	0	3	7	0	7
एकूण	15	0	15	35	0	35

एकूण वेळ : 60 Mins.
59 Mins. Remaining
कालावधी : 00:58:20

एकूण प्रश्नांची संख्या: 50
एकूण गुण: 50 (प्रत्येकी १ गुण)

प्रात्यक्षिक मध्ये उत्तीर्ण होण्यासाठी कमीत कमी गुण: 14

वैकल्पिक मध्ये उत्तीर्ण होण्यासाठी कमीत कमी गुण: 6

स्तर १ : सुलभ स्तर
वैकल्पिक
प्रात्यक्षिक

स्तर २ : मध्यम स्तर
वैकल्पिक
प्रात्यक्षिक

स्तर ३ : कठीण स्तर
वैकल्पिक
प्रात्यक्षिक

स्तर १ : वैकल्पिक प्रश्न
Q1 Q2 Q3 Q4 Q5 Q6

Question 1:हे एक समकेंद्री वलय असते.
A — is a concentric ring.

Options:

☐ राउंड
Round

☐ सेक्टर्स
Sectors

☐ ह्यापैकी कोणतेच नाही.
None of these


☐ ट्रॅक
Track

SUBMIT ANSWER

Question 2: प्राथमरी स्टोअरेज हे व्होलेटाईल असते.
Primary Storage is volatile.

सूचना : दिलेल्या पर्याया पैकी बरोबर असलेल्या पर्यायावर क्लिक करा आणि "SUBMIT ANSWER" या बटनावर क्लिक करा.

END EXAMINATION


 Maharashtra State Board of Technical Education

MS-CIT Final Online Examination

Practical Paper

Actual Paper Screen (Practical)


1. Total no. of questions from selected level will be displayed below the Level Column area.
2. All the questions will be listed one below the other from selected level.
3. To answer Practical question, candidate must click on **CLICK HERE TO START PRACTICAL TEST FOR THIS QUESTION** button.



Candidate1

Seat No : 12345671

MKCL Learner ID : 12345671



Questions	OBJECTIVE QUESTIONS			PRACTICAL QUESTIONS		
	Total	Attempted	Remaining	Total	Attempted	Remaining
Level1	6	0	6	14	0	14
Level2	6	0	6	14	0	14
Level3	3	0	3	7	0	7
Total	15	0	15	35	0	35

Total Time : 60 Mins.

60 Mins. Remaining

COUNT DOWN ! 00:59:22

Total No. of Questions : 50 Total Marks : 50 (1 Mark per Question) Minimum Marks for Passing in Practical : 14 Minimum Marks for Passing in Objective : 6

LEVEL 1: LOW DIFFICULTY

Objective Practical

LEVEL 2: MEDIUM DIFFICULTY

Objective Practical

LEVEL 3: HIGH DIFFICULTY

Objective Practical

LEVEL 1: PRACTICAL QUESTIONS

Q1 Q2 Q3 Q4 Q5 Q6 Q7 Q8 Q9 Q10 Q11 Q12 Q13 Q14

Question 1: Copy the folder "Hindustan" and paste it inside the folder: "Tata"

CLICK HERE TO START PRACTICAL TEST FOR THIS QUESTION

Question 2: Copy file "abc.bmp" from "Support" folder and paste inside the folder "HomeIndex"

CLICK HERE TO START PRACTICAL TEST FOR THIS QUESTION

Question 3: Rename the file "Rose.jpg" as "Sunflower.jpg" stored in "Web" folder.

END EXAMINATION

Maharashtra State Board of Technical Education

MS-CIT Final Online Examination

Practical Paper (Contd.)

Actual Paper Screen (Practical)

1. Candidate should only click on **Cancel** or **Submit** button after solving the question.
2. If candidate clicks on **Cancel** button then the question will remain in the list as unanswered whereas if Candidate clicks on **Submit** button, the question will be removed from the list and answer will be recorded.


Change font size

Expand View

Practical Paper (Contd.)



1. Expand view will display the question & allows the candidate to change the size of the text to make it readable.



Practical Paper (Contd.)

Instruction : Click "Submit" to submit the answer or "Cancel" to skip the question. Do not close the open application.

File Home Share View

< > > This PC > Local Disk (C:) > 12345671 >

Name	Date modified	Type	Size
Hindustan	31/May/2022 11:41 AM	File folder	
Support	31/May/2022 11:11 AM	File folder	
Tata	31/May/2022 11:41 AM	File folder	

Quick access

- Desktop
- Downloads
- Documents
- Pictures
- Files
- New Volume (D:)
- Screenshots
- Setup30052022

OneDrive

This PC

- 3D Objects
- Desktop
- Documents
- Downloads
- Music
- Pictures
- Videos

Question :

"Hindustan" फोल्डर कॉपी करा आणि "Tata" फोल्डर मध्ये पेस्ट करा.

Copy the folder "Hindustan" and paste it inside the folder: "Tata"

11 ✓


Expanded View

1. If **Marathi** or **Hindi** is selected as a language option then Expand view will display the question in two languages (**Marathi or Hindi and English**).

Practical Paper (Contd.)

Practical Paper

1. While exam is going on, if the controller of the examination ends the examination from server then client application will stop & display a message (**Controller of the Examination has stopped your Exam.** Please check the same with exam center) as shown in the Figure.
2. Also, if server application is closed or hanged or if there is a server machine shutdown then client application will display this message.



KHILLARE MAHESH PANDIT
 Seat No : A315577940
 MKCL Learner ID : 928868185190729

प्रश्न	वैकल्पिक प्रश्न			प्रात्यक्षिक प्रश्न		
	एकूण	सोडवेलेले	राहेलेले	एकूण	सोडवेलेले	राहेलेले
स्तर १	6	0	6	14	2	12
स्तर २	6	0	6	14	0	14
स्तर ३	3	0	3	7	0	7
एकूण	15	0	15	35	2	33

एकूण वेळ: 60 Mins.
 59 Mins. Remaining
 काउन्ट डाऊन! 00:58:29

एकूण प्रश्नांची संख्या: 50
 एकूण गुण: 50 (प्रत्येकी १ गुण)
 प्रात्यक्षिक मध्ये उत्तीर्ण होण्यासाठी कमीत कमी गुण: 14
 वैकल्पिक मध्ये उत्तीर्ण होण्यासाठी कमीत कमी गुण: 6

स्तर १ : सुलभ स्तर

वैकल्पिक प्रात्यक्षिक

स्तर २ : मध्यम स्तर

वैकल्पिक प्रात्यक्षिक

स्तर ३ : कठीण स्तर

वैकल्पिक प्रात्यक्षिक

स्तर १ : प्रात्यक्षिक प्रश्न

Q1 Q2 Q3 Q4 Q5 Q6 Q7 Q8 Q9 Q10 Q11 Q12 Q13 Q14

Question 3: "Images" फोल्डर मध्ये स्टोअर केलेली "Pic4.jpg" ही फाईल "Picture4.jpg" या नावाने रिनॅम करा.
Rename the file "Pic4.jpg" as "Picture4.jpg" stored in the folder: "Images"

[CLICK HERE TO START PRACTICAL TEST FOR THIS QUESTION](#)

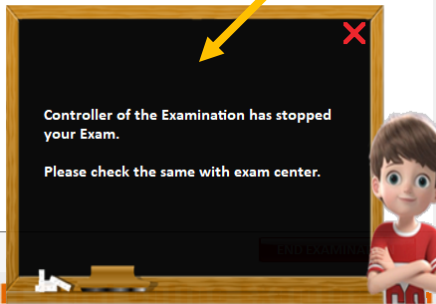
Question 4: दिलेल्या डॉक्युमेंटमधील 5वा वाक्याची फॉन्ट स्टाईल बदलून "ITALIC" करा.
Change the font style of fifth sentence of given document to "ITALIC".

[CLICK HERE TO START PRACTICAL TEST FOR THIS QUESTION](#)

Question 5: दिलेलं डॉक्युमेंट "Draft" व्हा मध्ये दाखवा.

MS-CIT


Maharashtra State Board of Technical Education



Live Photo/Video Alert

Live Photo/Video alert


1. While exam is going on, if Candidate face is not clearly visible on the Computer Screen then display a message as shown in the Figure.
2. Click on **OK** button to close the message window.



Candidate1

Seat No : 12345671

MKCL Learner ID : 12345671



Questions	OBJECTIVE QUESTIONS			PRACTICAL QUESTIONS		
	Total	Attempted	Remaining	Total	Attempted	Remaining
Level1	6	0	6	14	8	6
Level2	6	0	6	14	0	14
Level3	3	0	3	7	0	7
Total	15	0	15	35	8	27

Total Time : 60 Mins.

59 Mins. Remaining

COUNT DOWN ! 00:58:08

Total No. of Questions : 50

Total Marks : 50 (1 Mark per Question)

Minimum Marks for Passing in Practical : 14

Minimum Marks for Passing in Objective : 6

LEVEL 1: LOW DIFFICULTY

Objective Practical

LEVEL 2: MEDIUM DIFFICULTY

Objective Practical

LEVEL 3: HIGH DIFFICULTY

Objective Practical

LEVEL 2: PRACTICAL QUESTIONS

Q1 Q2 Q3 Q4 Q5 Q6 Q7 Q8 Q9

Question 1: Copy all the graphic files from "S"

CLICK HERE TO START PRACTICAL

Question 2: In the given MS-Word document,

CLICK HERE TO START PRACTICAL TEST FOR THIS QUESTION

Question 3: In the given document, split all the text into four columns.

END EXAMINATION

Please note that your live photo/video is not visible properly on Computer Screen as per the MSBTE's guidelines. Your exam may get interrupted. Please contact your exam controller/coordinator immediately.

कृपया लक्ष्यात घ्या की MSBTE च्या निर्देशानुसार तुमचा लाइव फोटो/विडीओ कॉम्प्युटर स्क्रीन वर स्पष्ट दिसत नाही आहे. तुमची परीक्षा बंद पडू शकते. कृपया तुमच्या परीक्षा नियंत्रकशी/समन्वयकाशी त्वरित संपर्क साधा.

कृपया ध्यान दें कि MSBTE के निर्देशोंके मुताबिक आपका लाइव फोटो/विडीओ कंप्यूटर स्क्रीन पर ठीक से दिखाई नहीं दे रहा है। आपकी परीक्षा बाधित हो सकती है। कृपया अपने परीक्षा नियंत्रक/समन्वयक से तुरंत संपर्क करें।

Ok




Maharashtra State Board of Technical Education

MS-CIT Final Online Examination


End Exam Alerts

End Examination

1. When exam is about to end i.e. when 5 minutes remained to end the exam, an alert will be displayed on the screen.
2. The circle of remaining time at the top right corner of the screen is started to blink in red and green color as shown in the Figure.



SASANE BRAMHA DHURPAT
Seat No : A315558208
MKCL Learner ID : 928643163190524



	OBJECTIVE QUESTIONS			PRACTICAL QUESTIONS		
Questions	Total	Attempted	Remaining	Total	Attempted	Remaining
Level1	6	6	0	14	14	0
Level2	6	6	0	14	14	0
Level3	3	3	0	7	7	0
Total	15	15	0	35	35	0

Total Time : 60 Mins.
5 Mins. Remaining
COUNT DOWN : 00:04:49

LEVEL 1: LOW DIFFICULTY
Objective Practical


LEVEL 2: MEDIUM DIFFICULTY
Objective Practical

LEVEL 3: HIGH DIFFICULTY
Objective Practical

LEVEL 3: PRACTICAL QUESTIONS
Q1 Q2 Q3 Q4 Q5 Q6 Q7

You have attempted all questions of Level3 - Practical
Please select a different Type or Level by clicking on the buttons given above to continue.

END EXAMINATION


 Maharashtra State Board of Technical Education

MS-CIT Final Online Examination


End Exam Alerts

End Examination

1. Candidate's exam ends when allotted time of 60 minutes is completed.
2. Also, Candidate can end examination by clicking on the **End Examination** button, attempted all or any of the questions.
3. When Candidate clicks on **End Examination** button, application will display **Three alerts messages** before exam actually ends.
4. Click on **Ok** button to continue the End Examination Process.



KUTE ANUSAYA GANGADHAR
Seat No : A315559806
MKCL Learner ID : 928665198190527



	OBJECTIVE QUESTIONS			PRACTICAL QUESTIONS		
Questions	Total	Attempted	Remaining	Total	Attempted	Remaining
Level1	6	6	0	14	6	8
Level2	6	6	0	14	1	13
Level3	3	2	1	7	0	7
Total	15	14	1	35	7	28

Total Time : 60 Mins.
58 Mins. Remaining
COUNT DOWN : 00:57:52

Total No. of Questions : 50
Total Marks : 50 (1 Mark per Question)
Minimum Marks for Passing in Practical : 14
Minimum Marks for Passing in Objective : 6

LEVEL 1: LOW DIFFICULTY
Objective Practical

LEVEL 2: MEDIUM DIFFICULTY
Objective Practical

LEVEL 3: HIGH DIFFICULTY
Objective Practical

LEVEL 3: OBJECTIVE QUESTIONS
Q1 Q2 Q3

Question 3: Super Disks are produced by Imma
Options: ☐ TRUE ☐ FALSE
SUBMIT ANSWER

You have clicked on "End Examination".
You have attempted 21 questions and 29 questions are remaining.


तुम्ही "End Examination" बटनावर क्लिक केले आहे.
तुम्ही 21 प्रश्न सोडविलेले आहेत आणि 29 प्रश्न उरले आहेत.

आपने "End Examination" बटन पर क्लिक किया हैं।
आपने 21 प्रश्न हल किये हैं और 29 प्रश्न बाकी हैं।

Cancel Ok

INSTRUCTION: Please select the correct answer and click on the "SUBMIT ANSWER" button.

END EXAMINATION

 Maharashtra State Board of Technical Education

MS-CIT Final Online Examination

Note: Selecting **Cancel** at any point will cancel the End Examination Process.


End Exam Alerts (Contd.)

End Examination


1. Click on **Ok** button to continue the End Examination Process.

Second Alert

Note: Selecting **Cancel** at any point will cancel the End Examination Process.



KUTE ANUSAYA GANGADHAR
Seat No : A315559806
MKCL Learner ID : 928665198190527



	OBJECTIVE QUESTIONS			PRACTICAL QUESTIONS		
Questions	Total	Attempted	Remaining	Total	Attempted	Remaining
Level1	6	6	0	14	6	8
Level2	6	6	0	14	1	13
Level3	3	2	1	7	0	7
Total	15	14	1	35	7	28

Total Time : 60 Mins.
58 Mins. Remaining
COUNT DOWN : 00:57:49

Total No. of Questions : 50
Total Marks : 50 (1 Mark per Question)
Minimum Marks for Passing in Practical : 14
Minimum Marks for Passing in Objective : 6

LEVEL 1: LOW DIFFICULTY
Objective Practical

LEVEL 2: MEDIUM DIFFICULTY
Objective Practical

LEVEL 3: HIGH DIFFICULTY
Objective Practical

LEVEL 3: OBJECTIVE QUESTIONS
Q1 Q2 Q3

Question 3: Super Disks are produced by Ima

Options: ☐ TRUE ☐ FALSE

SUBMIT ANSWER

Are you sure you want to end the examination ?
You have attempted 21 questions and 29 questions are remaining.

तुम्ही परीक्षा समाप्त करू इच्छिता का ?
तुम्ही 21 प्रश्न सोडविलेले आहेत आणि 29 प्रश्न उरले आहेत.

क्या आप परीक्षा खत्म करना चाहते हैं ?
आपने 21 प्रश्न हल किये हैं और 29 प्रश्न बाकी हैं।

Cancel Ok

INSTRUCTION: Please select the correct answer and click on the "SUBMIT ANSWER" button.

END EXAMINATION

Maharashtra State Board of Technical Education

MS-CIT Final Online Examination


End Exam Alerts (Contd.)

End Examination


1. Click on **Ok** button to continue the End Examination Process.

Third Alert

Note: Selecting **Cancel** at any point will cancel the End Examination Process.



KUTE ANUSAYA GANGADHAR
Seat No : A315559806
MKCL Learner ID : 928665198190527



	OBJECTIVE QUESTIONS			PRACTICAL QUESTIONS		
Questions	Total	Attempted	Remaining	Total	Attempted	Remaining
Level1	6	6	0	14	6	8
Level2	6	6	0	14	1	13
Level3	3	2	1	7	0	7
Total	15	14	1	35	7	28

Total Time : 60 Mins.
58 Mins. Remaining
COUNT DOWN : 00:57:46

Total No. of Questions : 50
Total Marks : 50 (1 Mark per Question)
Minimum Marks for Passing in Practical : 14
Minimum Marks for Passing in Objective : 6

LEVEL 1: LOW DIFFICULTY
Objective Practical

LEVEL 2: MEDIUM DIFFICULTY
Objective Practical

LEVEL 3: HIGH DIFFICULTY
Objective Practical

LEVEL 3: OBJECTIVE QUESTIONS
Q1 Q2 Q3

Question 3: Super Disks are produced by Imma
Options: ☐ TRUE ☐ FALSE
SUBMIT ANSWER

Your examination will end now.
You have attempted 21 questions and 29 questions are remaining.


तुमची परीक्षा आता समाप्त होतेय.
तुम्ही 21 प्रश्न सोडविलेले आहेत आणि 29 प्रश्न उरले आहेत.

आपकी परीक्षा खत्म हो रही है।
आपने 21 प्रश्न हल किये हैं और 29 प्रश्न बाकी हैं।

Cancel Ok

INSTRUCTION: Please select the correct answer and click on the "SUBMIT ANSWER" button.

END EXAMINATION

 Maharashtra State Board of Technical Education

MS-CIT Final Online Examination

Feedback Form

MS-CIT

MAY.

Online Examination

2 0 2 2



Regular Exam

Candidate Registration Language Selection Candidate Details Exam Topic Exam Details Candidate Instructions Start Exam Feedback Form Exam Result

Candidate Feedback

Dear Learner, Congratulations on reaching the end of the MS-CIT course, Successfully crossing all the milestones!

We want you to help future learners like you to have a better learning experience. So, we would like to know all that you have to say about the MS-CIT course!

Please spare some time to respond to this feedback form and help us improve our MS-CIT course.

* Q.1 Which of the following learning enablers did you receive from the ALC within 5 days of joining the MS-CIT course?

☐ ERA Login ID & Password ☐ MS-CIT Book ☐ Instructions to download Learner App

* Q.2 Please rate the quality of the learning content.

☐ Too simple ☐ Adequately easy ☐ A little difficult to understand ☐ Very difficult to understand

* Q.3 Which of the following MS-CIT Learning Activities have you performed?

☐ Take a Challenge ☐ Do It Yourself ☐ Creating Process folio ☐ Uploading Process folio ☐ 21st Century Skills

* Q.4 Please rate the teaching assistance provided to you by the Learning Facilitator (Faculty).

☐ Excellent ☐ Good ☐ Fair ☐ Could be Better

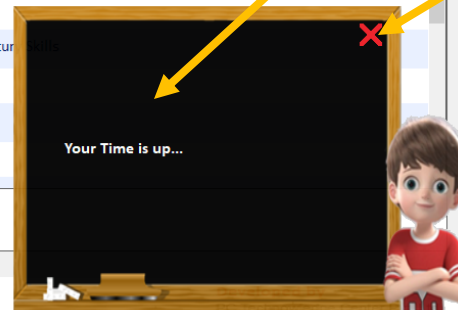
* Q.5 From the list of facilities below, please select the ones that you are satisfied with.

Submit



Empowered by
Maharashtra State Board of Technical Education

MSBTE ©2022



Feedback Form

1. When allotted time of 60 minutes is over, application displays a message as shown in the Figure.
2. Close the message window to fill & submit the Feedback form.

Feedback Form (Contd.)

MS-CIT
Online Examination

MAR.
2 0 2 2



Mock Exam

Candidate Registration Language Selection Candidate Details Select Topic Exam Details Candidate Instructions Start Exam Feedback Form Exam Result

Candidate Feedback

Dear Learner, Congratulations on reaching the end of the MS-CIT course, Successfully crossing all the milestones!
We want you to help future learners like you to have a better learning experience. So, we would like to know all that you have to say about the MS-CIT course!

Please spare some time to respond to this feedback form and help us improve our MS-CIT course.

Q.1 Which of the following learning enablers did you receive from the ALC within 5 days of joining the MS-CIT course?

☒ ERA Login ID & Password ☐ MS-CIT Book ☐ Instructions to download Learner App

Q.2 Please rate the quality of the learning content.

☒ Too simple ☐ Adequately easy ☐ A little difficult to understand ☐ Very difficult to understand

Q.3 Which of the following MS-CIT Learning Activities have you performed?

☒ Take a Challenge ☐ Do it Yourself ☐ Creating Process folio ☐ Uploading Process folio ☐ 21st Century Skills

Q.4 Please rate the teaching assistance provided to you by the Learning Facilitator (Faculty).

☐ Excellent ☒ Good ☐ Fair ☐ Could be Better

Submit



Empowered by
Maharashtra State Board of Technical Education

MSBTE ©2022

Developed by
PC Technowledge Center Pvt. Ltd.

Feedback Form

1. Candidate should fill the feedback form & click on **Submit** button to submit the feedback.

Feedback Form (Contd.)

MS-CIT
Online Examination

MAY.
2022



Regular Exam

Candidate Registration ✓ Language Selection ✓ Candidate Details ✓ Exam Topic ✓ Exam Details ✓ Candidate Instructions ✓ Start Exam ✓ Feedback Form Exam Result

Candidate Feedback

Dear Learner, Congratulations on reaching the end of the MS-CIT course, Successfully crossing all the milestones!
We want you to help future learners like you to have a better learning experience. So, we would like to know all that you have to say about the MS-CIT course!
Please spare some time to respond to this feedback form and help us improve our MS-CIT course.

* Q.1 Which of the following learning enablers did you receive from the ALC within 5 days of joining the MS-CIT course?

☒ ERA Login ID & Password ☒ MS-CIT Book ☒ Instructions to download Learner App

* Q.2 Please rate the quality of the learning content.

☐ Too simple ☒ Adequately easy ☐ A little difficult to understand ☐ Very difficult to understand

* Q.3 Which of the following MS-CIT Learning Activities have you performed?

☒ Take a Challenge ☒ Do it Yourself ☐ Creating Process folio ☐ Uploading Process folio ☐ 21st Century Learning

* Q.4 Please rate the teaching assistance provided to you by the Learning Facilitator (Faculty).

☐ Excellent ☐ Good ☐ Fair ☐ Could be Better


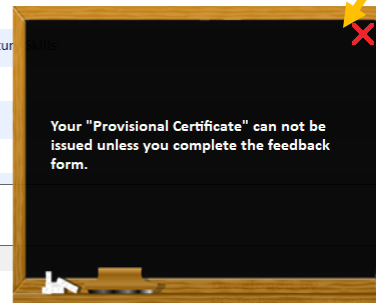
* Q.5 From the list of facilities below, please select the ones that you are satisfied with.

Submit



Empowered by
Maharashtra State Board of Technical Education

MSBTE ©2022




Feedback Form (Contd.)

1. When Feedback form is half filled and clicked on Submit button then application will show this message(Your "provisional Certificate" can not be issued unless you complete the Feedback form) and Submit button is disabled.

Feedback Form (Contd.)

MS-CIT
Online Examination

MAR.
2 0 2 2

Mock Exam

Candidate RegistrationLanguage SelectionCandidate DetailsSelect TopicExam DetailsCandidate InstructionsStart ExamFeedback FormExam Result

Candidate Feedback

Dear Learner, Congratulations on reaching the end of the MS-CIT course, Successfully crossing all the milestones!
We want you to help future learners like you to have a better learning experience. So, we would like to know all that you have to say about the MS-CIT course!
Please spare some time to respond to this feedback form and help us improve our MS-CIT course.

Q.1 Which of the following learning enablers did you receive from the ALC within 5 days of joining the MS-CIT course?

☒ ERA Login ID & Password ☐ MS-CIT Book ☐ Instructions to download Learner App

Q.2 Please rate the quality of the learning content.

☒ Too simple ☐ Adequately easy ☐ A little difficult to understand ☐ Very difficult to understand


Q.3 Which of the following MS-CIT Learning Activities have you performed?

☒ Take a Challenge ☐ Do it Yourself ☐ Creating Process folio ☐ Uploading Process folio ☐ 21st Century S

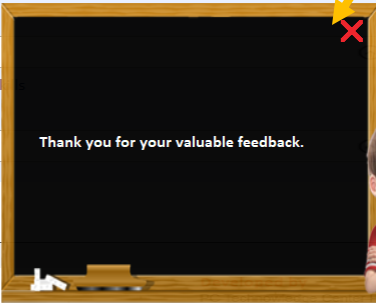

Q.4 Please rate the teaching assistance provided to you by the Learning Facilitator (Faculty).

☐ Excellent ☒ Good ☐ Fair ☐ Could be Better

Submit

Empowered by
Maharashtra State Board of Technical Education

MSBTE ©2022




Feedback Form (Contd.)

1. After submitting feedback, application will display a message (Thank you for your valuable feedback) as shown.

Candidate Result

MS-CIT
Online Examination

MAR.
2 0 2 2



Candidate Registration

Language Selection

Candidate Details

Select Topic

Exam Details

Candidate Instructions

Start Exam

Feedback Form

Exam Result

Examination Result


26

05

2022

09:30 AM

10:30 AM



Candidate1

signature

MKCL Learner ID :
12345671

Enrollment No. :
12345671

Person With Disability :
No

Study Mode :
Regular

Gender :
N/A

Date of Birth :
01/01/1999

Exam Center :
6000 - Exam Center Six
Thousand

Objective Questions :
6


Practical Questions :
2

Total Marks Obtained :
8

Result
FAIL

Coordinator Password :

Next

 Empowered by
Maharashtra State Board of Technical Education

MSBTE ©2022

Developed by
PC Technowledge Center Pvt. Ltd.

1. Enter Coordinator password.
1. Click on Next button to complete the examination.

Client Guide: MS-CIT Online Examination System


© Copyright 2022 MSBTE

40

Exam Completed

MS-CIT
Online Examination

MAR.
2 0 2 2



Mock Exam

Candidate Registration ✓

Language Selection ✓

Candidate Details ✓

Select Topic ✓

Exam Details ✓

Candidate Instructions ✓

Start Exam ✓

Feedback Form ✓


Exam Result ✓

Your Exam has Completed Successfully.
Thank You !!!

तुमची परीक्षा यशस्वीरित्या पूर्ण झाली आहे.
धन्यवाद !!!

आपकी परीक्षा सफलतापूर्वक पूरी हो चुकी है।
धन्यवाद !!!

Close

 Empowered by
Maharashtra State Board of Technical Education

MSBTE ©2022

Developed by
PC Technowledge Center Pvt. Ltd.

1. Click on **Close** button to close the window & exit from the application.

Thank you